

# **Economic Benefits of Michigan's Nonprofit Sector**

## *Part II: Regional Detail & Maps*

---

2004

***Prepared for***  
Michigan Nonprofit Research Program

***Prepared by***  
Public Sector Consultants Inc.  
600 W. Saint Joseph St.  
Lansing, MI 48933  
[www.pscinc.com](http://www.pscinc.com)

---

## About the Sponsor

The Michigan Nonprofit Research Program supports research to improve the understanding of Michigan's nonprofit sector. The program

- encourages research that will inform and improve the efficiency and effectiveness of Michigan nonprofits,
- funds high-quality research vital to the development of the sector in Michigan,
- disseminates the results of research back to the sector through publications and meetings, and
- seeks to inform public policy related to Michigan's nonprofit sector.

The program is a partnership of the Aspen Institute Nonprofit Sector Research Fund, the Dorothy A. Johnson Center for Philanthropy and Nonprofit Leadership at Grand Valley State University, and the Michigan Nonprofit Association. The program is currently funded by a grant from the W. K. Kellogg Foundation.

---

***Project Manager***  
Jeff Williams

***Contributor***  
Elizabeth Jablonski

***Editors***  
Diane Levy  
Harriett Posner

***Production Specialist***  
Donna Van Natter

# Contents

---

<b>REGIONAL ANALYSIS .....</b>	<b>1</b>
<b>METRO DETROIT .....</b>	<b>5</b>
<i>Overview .....</i>	<i>5</i>
<i>Health Services .....</i>	<i>6</i>
<i>Human Services .....</i>	<i>7</i>
<i>Education .....</i>	<i>8</i>
<i>Arts and Humanities .....</i>	<i>9</i>
<b>SOUTHERN .....</b>	<b>10</b>
<i>Overview .....</i>	<i>10</i>
<i>Health Services .....</i>	<i>11</i>
<i>Human Services .....</i>	<i>12</i>
<i>Education .....</i>	<i>13</i>
<i>Arts and Humanities .....</i>	<i>14</i>
<b>WESTERN .....</b>	<b>15</b>
<i>Overview .....</i>	<i>15</i>
<i>Health Services .....</i>	<i>16</i>
<i>Human Services .....</i>	<i>17</i>
<i>Education .....</i>	<i>18</i>
<i>Arts and Humanities .....</i>	<i>19</i>
<b>CENTRAL .....</b>	<b>20</b>
<i>Overview .....</i>	<i>20</i>
<i>Health Services .....</i>	<i>21</i>
<i>Human Services .....</i>	<i>22</i>
<i>Education .....</i>	<i>23</i>
<i>Arts and Humanities .....</i>	<i>24</i>
<b>THUMB .....</b>	<b>25</b>
<i>Overview .....</i>	<i>25</i>
<i>Health Services .....</i>	<i>26</i>
<i>Human Services .....</i>	<i>27</i>
<i>Education .....</i>	<i>28</i>
<i>Arts and Humanities .....</i>	<i>29</i>
<b>NORTHERN LOWER .....</b>	<b>30</b>
<i>Overview .....</i>	<i>30</i>
<i>Health Services .....</i>	<i>31</i>
<i>Human Services .....</i>	<i>32</i>
<i>Education .....</i>	<i>33</i>
<i>Arts and Humanities .....</i>	<i>34</i>
<b>UPPER PENINSULA .....</b>	<b>35</b>
<i>Overview .....</i>	<i>35</i>
<i>Health Services .....</i>	<i>36</i>
<i>Human Services .....</i>	<i>37</i>
<i>Education .....</i>	<i>38</i>
<i>Arts and Humanities .....</i>	<i>39</i>
<b>MAPS—Statewide Distribution of Organizations .....</b>	<b>41</b>



# Regional Analysis

To supplement the statewide assessment of the economic impact of Michigan’s nonprofit sector, the following regional analysis provides more detailed information on distribution of the nonprofit sector and its economic impact throughout the state. This impact is broken down for Michigan’s regions (see Exhibit 27) by type and function (see Exhibits 28A and 28B). Details for each of the seven regions follow in Exhibits 29–63. Maps of the distribution of various types of organizations are provided in Exhibits 64–69.

**EXHIBIT 27**  
Michigan Regions



Central	Metro Detroit	Northern		Southern	Thumb	Upper Peninsula	Western
Clinton	Macomb	Alcona	Manistee	Hillsdale	Arenac	Alger	Allegan
Eaton	Oakland	Alpena	Mason	Jackson	Bay	Baraga	Barry
Gratiot	Wayne	Antrim	Mecosta	Lenawee	Genesee	Chippewa	Berrien
Ingham		Benzie	Missaukee	Monroe	Huron	Delta	Branch
Ionia		Charlevoix	Montmorency	Washtenaw	Lapeer	Dickinson	Calhoun
Isabella		Cheboygan	Newaygo		Saginaw	Gogebic	Cass
Livingston		Clare	Oceana		Saint Clair	Houghton	Kalamazoo
Midland		Crawford	Ogemaw		Sanilac	Iron	Kent
Montcalm		Emmet	Osceola		Tuscola	Keweenaw	Muskegon
Shiawassee		Gladwin	Oscoda			Luce	Ottawa
		Grand Traverse	Otsego			Mackinac	Saint Joseph
		Iosco	Presque Isle			Marquette	Van Buren
		Kalkaska	Roscommon			Menominee	
		Lake	Wexford			Ontonagon	
		Leelanau				Schoolcraft	

SOURCE: Public Sector Consultants Inc.

## EXHIBIT 28A

### Overview of Reporting Michigan Public Charities, by Function, 2001

	Metro Detroit	Southern	Western	Central	Thumb	Northern Lower	Upper Peninsula	State
<b>Total Public Charities</b>								
Population	4,043,467	772,679	1,919,886	987,660	1,164,637	732,499	317,616	9,938,444
# of organizations	2,446	700	1,726	805	685	606	289	7,257
Organizations per 10,000	6.1	9.1	9.0	8.2	5.9	8.3	9.1	7.3
Expenditures	\$15,282,552,982	\$1,279,222,003	\$4,385,250,982	\$2,067,063,907	\$2,562,789,971	\$988,565,015	\$470,791,084	\$27,036,235,944
Expenditures per capita	\$3,780	\$1,656	\$2,284	\$2,093	\$2,201	\$1,350	\$1,482	\$2,770
<b>Health Services</b>								
# of organizations	379	89	236	136	125	78	43	1,086
Organizations per 10,000	0.9	1.2	1.2	1.4	1.1	1.1	1.4	1.1
% of total regional organizations	15.5%	12.7%	13.7%	16.9%	18.3%	12.9%	14.9%	15.0%
Expenditures	\$11,693,189,371	\$586,250,903	\$2,453,532,409	\$1,367,461,309	\$2,032,388,646	\$705,885,825	\$346,438,808	\$19,185,147,271
Expenditures per capita	\$2,892	\$759	\$1,278	\$1,385	\$1,745	\$964	\$1,091	\$1,930
% of total regional spending	74.1%	45.8%	56.0%	66.2%	79.3%	71.4%	73.6%	69.7%
<b>Human Services</b>								
# of organizations	846	252	600	280	270	243	109	2,600
Organizations per 10,000	2.1	3.3	3.1	2.8	2.3	3.3	3.4	2.6
% of total regional organizations	34.6%	36.0%	34.8%	34.8%	39.4%	40.1%	37.7%	35.8%
Expenditures	\$1,738,097,807	\$270,555,254	\$795,873,563	\$302,136,448	\$315,140,904	\$170,071,127	\$76,778,001	\$3,668,653,104
Expenditures per capita	\$430	\$350	\$415	\$306	\$271	\$232	\$242	\$369
% of total regional spending	11.0%	21.2%	18.2%	14.6%	12.3%	17.2%	16.3%	13.3%
<b>Education</b>								
# of organizations	401	118	262	141	72	54	34	1,082
Organizations per 10,000	1.0	1.5	1.4	1.4	0.6	0.7	1.1	1.1
% of total regional organizations	16.4%	16.9%	15.2%	17.5%	10.5%	8.9%	11.8%	14.9%
Expenditures	\$485,712,425	\$212,917,975	\$626,930,165	\$290,945,042	\$133,573,396	\$21,557,983	\$29,321,617	\$1,800,958,603
Expenditures per capita	\$120	\$276	\$327	\$295	\$115	\$29	\$92	\$181
% of total regional spending	3.1%	16.6%	14.3%	14.1%	5.2%	2.2%	6.2%	6.5%
<b>Arts and Humanities</b>								
# of organizations	207	70	137	49	55	55	33	606
Organizations per 10,000	0.5	0.9	0.7	0.5	0.5	0.8	1.0	0.6
% of total regional organizations	8.5%	10.0%	7.9%	6.1%	8.0%	9.1%	11.4%	8.4%
Expenditures	\$178,064,485	\$27,609,339	\$64,639,253	\$19,460,594	\$25,871,680	\$36,929,527	\$4,997,571	\$357,572,449
Expenditures per capita	\$44	\$36	\$34	\$20	\$22	\$50	\$16	\$36
% of total regional spending	1.1%	2.2%	1.5%	0.9%	1.0%	3.7%	1.1%	1.3%

SOURCES: National Center for Charitable Statistics; U.S. Census Bureau, 2000 United States Census; and Public Sector Consultants Inc.

**EXHIBIT 28B**  
Reporting Michigan Private Foundations, by County, 2001

<b>County</b>	<b>Number of Foundations</b>	<b>Assets</b>	<b>Grants</b>
Alcona	—	—	—
Alger	1	\$851,000	\$45,000
Allegan	27	113,092,000	20,749,000
Alpena	3	39,631,000	2,137,000
Antrim	3	1,679,000	7,000
Arenac	—	—	—
Baraga	1	755,000	34,000
Barry	6	48,153,000	1,272,000
Bay	18	34,279,000	2,136,000
Benzie	2	445,000	68,000
Berrien	29	62,974,000	7,779,000
Branch	9	9,008,000	597,000
Calhoun	27	5,905,045,000	202,154,000
Cass	12	143,161,000	1,259,000
Charlevoix	5	8,715,000	459,000
Cheboygan	3	5,552,000	74,000
Chippewa	1	1,624,000	53,000
Clare	—	—	—
Clinton	5	5,208,000	248,000
Crawford	1	501,000	25,000
Delta	5	6,690,000	220,000
Dickinson	4	3,367,000	148,000
Eaton	5	35,996,000	2,393,000
Emmet	8	13,706,000	2,876,000
Genesee	49	3,299,273,000	158,397,000
Gladwin	1	48,000	39,000
Gogebic	1	340,000	22,000
Grand Traverse	24	55,393,000	4,207,000
Gratiot	5	10,490,000	1,496,000
Hillsdale	2	6,775,000	452,000
Houghton	2	2,486,000	135,000
Huron	5	1,632,000	73,000
Ingham	38	127,672,000	7,989,000
Ionia	2	1,454,000	69,000
Iosco	1	621,000	39,000
Iron	1	243,000	10,000
Isabella	6	14,473,000	311,000
Jackson	41	76,927,000	5,431,000
Kalamazoo	68	1,104,387,000	46,149,000
Kalkaska	1	96,000	—
Kent	287	1,316,993,000	141,739,000
Keweenaw	—	—	—
Lake	1	60,000	—

*Continued on next page.*

---

**EXHIBIT 28B**Reporting Michigan Private Foundations, by County, 2001 (cont.)

---

<b>County</b>	<b>Number of Foundations</b>	<b>Assets</b>	<b>Grants</b>
Lapeer	2	\$6,617,000	\$476,000
Leelanau	3	2,501,000	1,193,000
Lenawee	22	129,962,000	12,706,000
Livingston	10	70,289,000	3,270,000
Luce	—	—	—
Mackinac	1	1,174,000	31,000
Macomb	63	121,383,000	6,890,000
Manistee	7	2,547,000	151,000
Marquette	10	13,836,000	595,000
Mason	2	2,991,000	167,000
Mecosta	2	3,064,000	132,000
Menominee	1	3,154,000	106,000
Midland	24	975,395,000	72,290,000
Missaukee	1	555,000	31,000
Monroe	17	89,093,000	3,223,000
Montcalm	5	12,674,000	555,000
Montmorency	—	—	—
Muskegon	15	124,339,000	7,272,000
Newaygo	8	262,388,000	16,083,000
Oakland	540	3,702,981,000	207,980,000
Oceana	—	—	—
Ogemaw	—	—	—
Ontonagon	—	—	—
Osceola	1	112,000	6,000
Oscoda	—	—	—
Otsego	1	16,000	6,000
Ottawa	54	114,833,000	9,892,000
Presque Isle	—	—	—
Roscommon	1	495,000	25,000
Saginaw	79	188,363,000	10,295,000
St. Clair	16	57,140,000	3,563,000
St. Joseph	9	13,617,000	1,011,000
Sanilac	2	3,378,000	154,000
Schoolcraft	—	—	—
Shiawassee	8	15,402,000	923,000
Tuscola	4	4,225,000	69,000
Van Buren	2	839,000	125,000
Washtenaw	92	520,759,000	28,043,000
Wayne	304	3,207,599,000	368,798,000
Wexford	3	4,414,000	203,000
<b>Total</b>	<b>2,019</b>	<b>\$22,115,930,000</b>	<b>\$1,367,555,000</b>

NOTE: These are active grant-making foundations in Michigan.

SOURCE: Foundation Center, 2001 data.

---

# METRO DETROIT

## OVERVIEW

### EXHIBIT 29

#### Metro Detroit Region, Overview of Reporting Public Charities, by Expenditures, 2001

	Organizations	Expenditures	Expenditures per capita
Health services	379	\$11,693,189,371	\$2,892
Human services	846	1,738,097,807	403
Education	401	485,712,425	120
Arts and humanities	207	178,064,485	44
<b>Regional total</b>	<b>2,446</b>	<b>\$15,282,552,982</b>	<b>\$3,901</b>

SOURCES: National Center for Charitable Statistics; U.S. Census Bureau, 2000 United States Census; and Public Sector Consultants Inc.

- There are 2,446 reporting public charities in the Metro Detroit area, including 846 in human services, 401 in education, 379 in health services, and 207 in the arts and humanities.
- Overall, the concentration of nonprofit organizations in Metro Detroit is 6.1 organizations per 10,000 people, the second lowest rate in the state of Michigan. This low rate along with the high rate of spending indicates that nonprofits in the Metro Detroit Region are larger than the state average.
- Expenditures in Metro Detroit are much higher than in any other region, both in total amount and per capita amounts. Total expenditures by reporting public charities in the Metro Detroit area equal \$15.3 billion, \$11 billion higher than the Western Region—the second highest spending region. Expenditures per capita are \$3,780 in Metro Detroit, 1.7 times the amount spent in the Western Region—the second highest per capita rate.
- In addition, Metro Detroit accounts for the greatest regional spending in the health services, human services, and arts and humanities categories, spending nearly five times as much in health as any other region, almost three times as much in arts and humanities, and twice as much in human services.
- In per capita terms, Metro Detroit is the highest spender in health and human services, with expenditures of \$2,892 and \$403, respectively.

## HEALTH SERVICES

### EXHIBIT 30

#### Top Ten Metro Detroit Health Services Reporting Public Charities, Assets and Expenditures, 2001

Charity	Assets	Expenditures
Trinity Health-Michigan	\$2,452,636,286	\$1,396,644,336
William Beaumont Hospital	1,359,127,200	929,587,123
Henry Ford Health System	1,274,127,235	1,158,611,854
Trinity Health System	988,891,400	31,650,391
Oakwood Healthcare	712,085,461	600,840,703
St. John Health System	616,345,823	26,760,059
St. John Hospital & Medical Center	590,541,406	888,219,229
Detroit Medical Center	551,762,678	324,935,379
Providence Hospital	503,260,804	389,317,950
Detroit Receiving Hospital & University Health Center	422,209,373	237,279,071

SOURCES: National Center for Charitable Statistics; Public Sector Consultants Inc.

- Health services organizations represent 15.5 percent of public charities in the region, but account for three-quarters of expenditures.
- The concentration of health services organizations is lowest in the Metro Detroit Region at only 0.9 per 10,000 people.
- Health services expenditures in Metro Detroit, however, are \$2,892 per capita, the highest in the state, indicating that health services organizations in Detroit are larger than the state average. This is not surprising, given that this region contains 40.7 percent of Michigan's population.
- The largest public charity in Metro Detroit is Trinity Health-Michigan in Farmington Hills, with almost \$2.5 billion in assets and \$1.4 billion in revenue. It receives over 90 percent of its revenue from program services. Trinity Health-Michigan is also the largest health services organization in Michigan.
- The second largest public charity in the Metro Detroit area is William Beaumont Hospital, with \$1.4 billion in assets and \$999 million in revenue.
- Nine of the top ten public charities in Metro Detroit (ranked by assets) are health services organizations.
- On average, the largest public charities in the Metro Detroit Region receive almost 90 percent of their revenue from program services and 2 percent from public support.

## HUMAN SERVICES

### EXHIBIT 31

#### Top Ten Metro Detroit Human Services Reporting Public Charities, Assets and Expenditures, 2001

Charity	Assets	Expenditures
Cranbrook Educational Community	\$434,192,012	\$51,714,395
Henry Ford Village	161,442,915	24,077,047
Leader Dogs for the Blind	79,594,891	7,258,572
Oakwood Health Promotions	73,448,902	22,808,836
Focus Hope	66,716,953	52,703,853
Michigan Nonprofit Housing Corporation	63,470,187	10,816,754
Lutheran Social Services of Michigan	59,331,871	75,257,580
MHT Housing III	54,907,196	13,017,936
Methodist Children's Home Society	45,046,507	6,784,784
YMCA of Metropolitan Detroit	42,079,990	25,904,310

SOURCES: National Center for Charitable Statistics; Public Sector Consultants Inc.

- Human services organizations represent a third of all nonprofit organizations in Metro Detroit, but only account for 11.0 percent of expenditures.
- The concentration of human services organizations in Metro Detroit is the lowest in the state, with only 2.1 organizations per 10,000 people.
- Per capita expenditures on human services, however, are \$430, the highest in the state, indicating that Metro Detroit human services organizations are larger than the state average.
- The largest human services public charity in the Metro Detroit area is Cranbrook Educational Community with more than \$434 million in assets, the only public charity listed in Metro Detroit's top ten that is not a health services charity. It receives 24 percent of its revenue from program services and 11 percent from public support. Cranbrook Educational Community is also the largest human services organization in the state of Michigan.
- It should be noted that Lutheran Social Services of Michigan receives most of its revenue from program services. This helps to explain how its yearly expenditures are much higher than its held assets.

## EDUCATION

### EXHIBIT 32

#### Top Ten Metro Detroit Education Reporting Public Charities, Assets and Expenditures, 2001

Charity	Assets	Expenditures
University of Detroit Mercy	\$138,959,048	\$92,876,091
Lawrence Technological University	78,877,220	30,244,165
College for Creative Studies	63,400,732	20,422,591
Madonna University	59,161,276	23,507,554
Detroit Country Day School	57,114,813	25,844,728
University Liggett School	47,448,880	12,274,954
National Board for Professional Teaching Standards	31,443,105	33,966,443
Walsh College of Accountancy and Business Administration	31,306,887	16,599,527
Detroit College of Business	25,497,497	30,203,017
SME Education Foundation	23,582,944	2,688,098

SOURCES: National Center for Charitable Statistics; Public Sector Consultants Inc.

- Education organizations represent 16.4 percent of all reporting public charities in the Metro Detroit area, but represent only about 3 percent of expenditures.
- Per capita education expenditures in Metro Detroit are \$120, fourth in the state.
- The University of Detroit Mercy is the largest education organization, with nearly \$139 million in assets and \$93 million in expenditures. It receives 70 percent of its revenue from program services and 30 percent from public support.
- Metro Detroit's largest education organizations (ranked by assets) include several colleges and universities, such as Lawrence Technological University and the College for Creative Studies.
- Two college preparatory schools are among the top ten, Detroit Country Day and University Liggett School, with assets of \$57.1 million and \$47.4 million, respectively.

## ARTS AND HUMANITIES

### EXHIBIT 33

#### Top Ten Metro Detroit Arts and Humanities Reporting Public Charities, Assets and Expenditures, 2001

Charity	Assets	Expenditures
Edison Institute	\$296,242,837	\$35,721,054
Detroit Institute of Arts	203,379,103	35,514,688
Detroit Symphony Orchestra Hall	90,667,836	26,855,160
Michigan Opera Theatre	50,835,706	11,356,131
Detroit Science Center	32,778,651	1,744,617
Grosse Pointe War Memorial Association	27,767,793	3,594,304
Holocaust Memorial Center	12,104,838	780,920
Detroit Symphony Orchestra Endowment Trust Fund	9,920,060	353,898
Automotive Hall of Fame	9,214,014	1,512,659
Detroit Educational Television Foundation WTVS-Channel 56 in Detroit	8,473,112	14,519,156

SOURCES: National Center for Charitable Statistics; Public Sector Consultants Inc.

- Arts and humanities organizations represent 8.5 percent of reporting public charities in Metro Detroit and just over 1 percent of expenditures.
- Per capita expenditures are \$44, second highest in the state.
- The largest arts and humanities charity in the region is the Edison Institute, with more than \$296 million in assets and \$82 million in revenue. It receives 58 percent of its revenue from public support and 9 percent from program services. The Edison Institute is also the largest arts and humanities organization in Michigan.
- Arts and humanities charities in Metro Detroit represent a wide range of interests, from the Michigan Opera Theatre to the Automotive Hall of Fame.

# SOUTHERN

## OVERVIEW

---

### EXHIBIT 34

#### Southern Region, Overview of Reporting Public Charities, by Expenditures, 2001

---

	Organizations	Expenditures	Expenditures per capita
Health services	89	\$586,250,903	\$759
Human services	252	270,555,254	350
Education	118	212,917,975	276
Arts and humanities	70	27,609,339	36
<b>Regional total</b>	<b>700</b>	<b>\$1,279,222,003</b>	<b>\$1,656</b>

SOURCES: National Center for Charitable Statistics; Public Sector Consultants Inc.

---

- There are 700 reporting public charities in the Southern Region, including 252 human services organizations, 118 education organizations, 89 health services organizations, and 70 arts and humanities organizations.
- Expenditures in the Southern Region total almost \$1.3 billion. Spending per capita is only \$1,656, fifth among all Michigan regions; but the Southern Region ties for first place in organizations per 10,000, with 9.1.
- Among the top public charities in the Southern Region (ranked by assets) are NSF International, the largest environmental nonprofit organization in Michigan, and the Environmental Research Institute of Michigan, the largest nonprofit science and technology research organization.
- On average, the ten largest public charities in the Southern Region receive nearly three-fourths of their revenue from program services and 7 percent from public support.

## HEALTH SERVICES

### EXHIBIT 35

#### Top Ten Southern Region Health Services Reporting Public Charities, Assets and Expenditures, 2001

Charity	Assets	Expenditures
W. A. Foote Memorial Hospital	\$403,443,154	\$194,054,160
Mercy-Memorial Hospital Corporation	115,726,616	77,063,883
Chelsea Community Hospital	70,026,146	76,707,908
Emma L. Bixby Medical Center	48,675,000	26,980,617
Herrick Memorial Hospital	37,772,998	11,996,577
Hillsdale Community Health Center	28,203,937	29,973,592
Doctors Hospital of Jackson	19,125,597	23,376,828
Michigan Health Corporation	15,672,537	1,047,279
Huron Valley Ambulance	11,861,293	13,935,035
Mercy Memorial Hospital Foundation	10,955,297	506,106

SOURCES: National Center for Charitable Statistics; Public Sector Consultants Inc.

- Health services organizations represent only 12.7 percent of reporting nonprofit organizations in the Southern Region, the lowest percentage in the state. Approximately 46 percent of expenditures are devoted to health services, also the lowest percentage in the state.
- The Southern Region also spends the lowest amount per capita for health services, only \$759. This may be due in part to the considerable health services organizations located in the nearby Metro Detroit Region and to the extensive health services resources of the University of Michigan, located in the Southern Region but not considered a nonprofit organization.
- The largest public charity in the Southern Region (ranked by assets) is W. A. Foote Memorial Hospital in Jackson, with more than \$403 million in assets and over \$200 million in revenue. W. A. Foote Memorial Hospital receives over 78 percent of its revenue from program services.
- Despite a relatively low level of health expenditures, three of the top five public charities in the Southern Region are health services organizations, including Mercy-Memorial Hospital Corporation and Chelsea Community Hospital.

## HUMAN SERVICES

### EXHIBIT 36

#### Top Ten Southern Region Human Services Reporting Public Charities, Assets and Expenditures, 2001

Charity	Assets	Expenditures
United Methodist Retirement Communities	\$63,302,661	\$20,686,534
Boysville of Michigan	28,781,369	43,216,964
Christian Family Foundation	21,330,757	3,361,267
Glacier Hills	21,067,188	14,005,532
Silver Maples of Chelsea	18,918,123	3,461,592
Vista Grande Villa	18,307,162	6,700,563
Arbor Hospice	11,553,965	6,690,755
Cranbrook Tower Nonprofit Housing Corporation	8,075,572	1,928,975
Key Opportunities	5,764,618	419,380
Helpsource	5,503,776	8,727,213

SOURCES: National Center for Charitable Statistics; Public Sector Consultants Inc.

- Human services organizations comprise 36 percent of reporting public charities in the Southern Region. About 21 percent of nonprofit expenditures in southern Michigan are devoted to human services, the greatest percentage commitment among the regions; however, per capita contributions are only \$350, third highest in the state.
- Southern Michigan ties for second place in concentration of human services organizations, with 3.3 per 10,000 people.
- The largest human services public charity in the Southern Region, and seventh largest in the region overall, is United Methodist Retirement Communities, with assets of more than \$63 million and \$22.4 million in revenue. United Methodist Retirement Communities receives almost three-quarters of its revenue from program services.
- The second largest organization is Boysville of Michigan, with almost \$29 million in assets. It receives over 94 percent of its revenue from program services.

## EDUCATION

### EXHIBIT 37

#### Top Ten Southern Region Education Reporting Public Charities, Assets and Expenditures, 2001

Charity	Assets	Expenditures
Hillsdale College	\$391,399,184	\$47,501,954
Adrian College	75,746,066	23,370,878
Eastern Michigan University Foundation	44,550,705	4,744,036
Alumni Association of the University of Michigan	44,415,716	7,591,852
Spring Arbor University	34,822,788	22,231,545
Concordia College	32,537,734	12,907,385
Ave Maria College	30,904,971	2,947,915
Siena Heights University	23,742,399	21,488,477
Greenhills School	20,271,617	6,564,851
Ann Arbor District Library	18,484,115	8,696,691

SOURCES: National Center for Charitable Statistics; Public Sector Consultants Inc.

- Education organizations in the Southern Region represent 16.9 percent of reporting public charities and 16.6 percent of expenditures, the largest percentage of expenditures devoted to education among the regions.
- Michigan's Southern Region has 1.5 education organizations per 10,000 people, the greatest number of any region.
- Per capita education expenditure is \$276, third highest regionally.
- Hillsdale College is the largest education public charity in the state as well as in the Southern Region, and the second largest public charity in the region overall, with assets of more than \$391 million and \$96 million in revenue. Hillsdale receives 32 percent of its revenue from public support and 22 percent from program services.
- Adrian College is the second largest education organization and fourth largest public charity overall in the Southern Region, with almost \$76 million in assets. Adrian receives three-fourths of its revenue from program services and just over 13 percent from public support.

## ARTS AND HUMANITIES

### EXHIBIT 38

#### Top Ten Southern Region Arts and Humanities Reporting Public Charities, Assets and Expenditures, 2001

Charity	Assets	Expenditures
Michigan Theater Foundation	\$7,317,731	\$1,291,581
Ella Sharp Museum Association of Jackson	6,423,534	866,624
University Musical Society	5,836,094	6,130,480
Ann Arbor Hands-on Museum	5,493,631	2,026,431
Credo Limited	4,565,553	1,301,950
Artrain	4,251,826	1,266,948
Purple Rose Theatre Company	1,993,780	946,518
Monroe County Historical Society	1,736,820	482,817
Jackson Symphony Orchestra Association	1,726,136	668,701
Croswell Opera House & Fine Arts Association	1,679,638	737,818

SOURCES: National Center for Charitable Statistics; Public Sector Consultants Inc.

- Arts and humanities organizations represent 10 percent of southern Michigan reporting public charities, but only about 2 percent of expenditures of these organizations in the region.
- The Southern Region houses a large number of arts and humanities organizations per capita—0.09 per 10,000 population—second in density only to the Upper Peninsula.
- The Southern Region is third highest in per capita arts and humanities spending, at \$36.
- The largest arts organization in southern Michigan is the Michigan Theater Foundation, with over \$7 million in assets. It receives half of its revenue from public support.
- Also included in the top arts and humanities organizations of the region are the Ella Sharp Museum Association of Jackson, the University Musical Society, and the Purple Rose Theatre Company.

## WESTERN

### OVERVIEW

---

#### EXHIBIT 39

#### Western Region, Overview of Reporting Public Charities, by Expenditures, 2001

---

	Organizations	Expenditures	Expenditures per capita
Health services	236	\$2,453,532,409	\$1,278
Human services	600	795,873,563	415
Education	262	626,930,165	327
Arts and humanities	137	64,639,253	34
<b>Regional total</b>	<b>1,726</b>	<b>\$4,385,250,982</b>	<b>\$2,284</b>

SOURCES: National Center for Charitable Statistics; Public Sector Consultants Inc.

---

- There are 1,726 reporting public charities in the Western Region, including 600 in human services, 262 education organizations, 236 health services organizations, and 137 in the arts and humanities.
- Nonprofit expenditures in the Western Region are second highest in the state, totaling almost \$4.4 billion and \$2,284 per capita.
- On average, the largest public charities in the Western Region receive more than 85 percent of their revenue from program services and just over 5 percent from public support.

## HEALTH SERVICES

### EXHIBIT 40

#### Top Ten Western Region Health Services Reporting Public Charities, Assets and Expenditures, 2001

Charity	Assets	Expenditures
Spectrum Health Hospitals	\$502,314,497	\$370,784,981
Bronson Methodist Hospital	370,375,218	208,663,946
Blodget Memorial Medical Center	287,765,219	173,212,347
Lakeland Hospitals at Niles & St. Joseph	236,127,323	157,209,124
Bronson Health Care Group	149,219,303	38,281,563
Battle Creek Health System	148,899,772	130,410,512
Holland Community Hospital	141,492,767	76,844,591
Metropolitan Hospital	127,414,196	85,215,622
Hackley Hospital Fiscal Services	101,921,785	110,701,773
Van Andel Research Institute	66,787,625	13,721,076

SOURCES: National Center for Charitable Statistics; Public Sector Consultants Inc.

- In western Michigan, health services organizations account for about 14 percent of reporting public charities and 56 percent of expenditures of these organizations.
- The Western Region has the second highest rate of health organizations in the state, 1.2 per 10,000 people. Expenditures are fourth in the state at \$1,278 per capita.
- The largest public charity in the Western Region is Spectrum Health Hospitals in Grand Rapids, with more than \$500 million in assets and almost \$390 million in revenue. Spectrum Health Hospitals receives over 95 percent of its revenue from program services.
- The top three public charities in the Western Region (in terms of assets) are health services organizations, with Bronson Methodist Hospital and Blodget Memorial Medical Center ranking second and third, respectively.

## HUMAN SERVICES

### EXHIBIT 41

#### Top Ten Western Region Human Services Reporting Public Charities, Assets and Expenditures, 2001

Charity	Assets	Expenditures
W. E. Upjohn Unemployment Trustee Corporation	\$154,179,989	\$12,290,334
Starr Commonwealth	113,548,635	35,498,914
Porter Hills Presbyterian Village	66,457,576	11,924,025
Lifecare	32,632,448	10,417,621
Sunset Manor	31,670,020	14,600,057
Bethany Christian Services	31,208,429	37,266,737
Clark Retirement Community	26,957,309	11,121,213
Northpointe Woods	26,185,808	569,305
Porter Hills Foundation	22,437,390	521,613
Hope Network	19,717,598	6,196,677

SOURCES: National Center for Charitable Statistics; Public Sector Consultants Inc.

- Nearly 35 percent of reporting public charities in western Michigan are human services organizations. They account for 18 percent of expenditures of these organizations in the region.
- The Western Region also has the fourth highest concentration of human services organizations, at 3.1 per 10,000 people. Human services expenditures, at \$415 per capita, are second highest in the state.
- The largest human services organization in the Western Region is the W. E. Upjohn Unemployment Trustee Corporation, with more than \$154 million in assets and \$18 million in revenue. It receives 28 percent of its revenue from public support and 20 percent from program services. The W. E. Upjohn Unemployment Trustee Corporation is also the tenth largest public charity in the region.
- The second largest human services organization in the region is Starr Commonwealth, with more than \$113 million in assets.

## EDUCATION

### EXHIBIT 42

#### Top Ten Western Region Education Reporting Public Charities, Assets and Expenditures, 2001

Charity	Assets	Expenditures
Albion College	\$260,144,386	\$35,321,373
Hope College	259,254,524	79,731,709
Calvin College	223,476,227	82,951,734
Kalamazoo College	182,880,522	42,794,054
Western Michigan University Foundation	108,812,179	9,288,301
Andrews University	96,558,443	60,064,448
Aquinas College	58,531,473	35,889,194
Davenport Educational System	52,750,449	8,212,191
Davenport College of Business	51,450,170	42,190,636
F. W. & Elsie L. Heyl Science Scholarship Fund Trust	33,275,889	1,901,072

SOURCES: National Center for Charitable Statistics; Public Sector Consultants Inc.

- Education organizations account for approximately 15 percent of reporting public charities in the region and 14 percent of the expenditures of these organizations.
- Per capita expenditures for education nonprofits are highest in the Western Region, at \$327.
- The Western Region is second highest in concentration of education organizations with 1.4 per 10,000 people.
- Albion College and Hope College are the first and second largest education organizations in the region and also the fourth and fifth largest public charities in western Michigan, in terms of assets. Albion holds \$260 million in assets and receives \$53 million in revenue; almost 40 percent of its revenue comes from program services and more than 20 percent from public support. Hope holds \$259 million in assets and receives \$103 million in income; about two-thirds of its revenue comes from program services and nearly one-third from public support.
- The third and fourth largest education organizations in western Michigan, Calvin College and Kalamazoo College, are also the eighth and ninth largest public charities overall in the region, ranked by assets.

## ARTS AND HUMANITIES

### EXHIBIT 43

#### Top Ten Western Region Arts and Humanities Reporting Public Charities, Assets and Expenditures, 2001

Charity	Assets	Expenditures
Kalamazoo Institute of Arts	\$28,156,893	\$2,543,214
Heritage Center Foundation	19,945,721	2,371,176
Kalamazoo Symphony Orchestra	16,316,024	1,982,615
St. Joseph Art Association	12,424,798	763,107
Grand Rapids Symphony Orchestra Endowment Fund	8,639,431	497,083
Blue Lake Fine Arts Camp	8,594,112	5,992,993
Kalamazoo Cultural Center	8,376,145	38,535
Kalamazoo Civic Players Civic Theatre	7,879,973	1,272,905
Grand Rapids Art Museum Foundation	7,208,044	110,689
Public Museum Foundation of Grand Rapids	5,564,729	336,607

SOURCES: National Center for Charitable Statistics; Public Sector Consultants Inc.

- Arts and humanities organizations represent about 8 percent of reporting public charities in the Western Region, but less than 2 percent of expenditures.
- The Western Region represents the second highest nonprofit spending for the arts in the state, totaling more than \$64 million. However, in per capita terms, spending ranks fourth among the regions, at \$34.
- The Western Region is also fourth in the number of arts organizations per 10,000 people, with 0.7.
- The largest arts and humanities organization in western Michigan (in terms of assets) is the Kalamazoo Institute of Arts, with more than \$28 million in assets and \$4.6 million in revenue. It obtains 43 percent of its revenue from public support and 8 percent from program revenue.
- The Heritage Center Foundation is the second largest arts organization, with \$20 million in assets.
- Also included among the Western Region's largest arts and humanities organizations are the Kalamazoo Symphony Orchestra, the Grand Rapids Symphony Orchestra Endowment Fund, and the St. Joseph Art Association.

## CENTRAL

### OVERVIEW

---

#### EXHIBIT 44

#### Central Region, Overview of Reporting Public Charities, by Expenditures, 2001

---

	<b>Organizations</b>	<b>Expenditures</b>	<b>Expenditures per capita</b>
Health services	136	\$1,367,461,309	\$1,385
Human services	280	302,136,448	306
Education	141	290,945,042	295
Arts and humanities	49	19,460,594	20
<b>Regional total</b>	<b>805</b>	<b>\$2,067,063,907</b>	<b>\$2,093</b>

SOURCES: National Center for Charitable Statistics; Public Sector Consultants Inc.

---

- There are 805 reporting public charities in the Central Region, including 280 human services organizations, 141 education organizations, 136 health services organizations, and 49 devoted to the arts and humanities.
- The Central Region provides more than \$2 billion in reported nonprofit spending, or \$2,093 per capita—fourth highest regionally across the state in both total and per capita amounts.
- The concentration of public charities per 10,000 people is 8.2, third lowest in the state.
- On average, the largest public charities in the Central Region receive nearly three-fourths of their revenue from program services but only approximately 6 percent from public support.

## HEALTH SERVICES

### EXHIBIT 45

#### Top Ten Central Region Health Services Reporting Public Charities, Assets and Expenditures, 2001

Charity	Assets	Expenditures
Edward W. Sparrow Hospital Association	\$383,196,510	\$355,435,347
Sparrow Health System	287,842,195	2,025,494
MidMichigan Medical Center—Midland	251,517,937	138,904,834
Ingham Regional Medical Center	175,423,258	191,262,664
Memorial Healthcare Center	82,841,714	61,513,662
Mercy St. Lawrence Corporation	59,353,475	71,473,750
Gratiot Health System	55,326,339	57,615,434
MidMichigan Health	50,873,625	3,524,662
Central Michigan Community Hospital	46,537,478	39,158,844
Community Choice Michigan	34,184,619	108,558,415

SOURCES: National Center for Charitable Statistics; Public Sector Consultants Inc.

- Health services organizations account for approximately 17 percent of reporting public charities in central Michigan and two-thirds of expenditures.
- The Central and UP Regions host the largest number of health care organizations per 10,000, with 1.4. Health expenditures are fourth highest in the state, but third highest per capita, at \$1,385.
- The largest public charity in the Central Region (ranked by assets) is the Edward W. Sparrow Hospital Association, with more than \$383 million in assets and over \$354 million in revenue. The Edward W. Sparrow Hospital Association receives over 96 percent of its revenue from program services.
- Three of the five largest public charities in the Central Region are health services organizations. These include Sparrow Health System and MidMichigan Medical Center-Midland.

## HUMAN SERVICES

### EXHIBIT 46

#### Top Ten Central Region Human Services Reporting Public Charities, Assets and Expenditures, 2001

Charity	Assets	Expenditures
Michigan Masonic Home	\$157,710,758	\$24,578,945
Michigan Masonic Home Charitable Foundation	124,448,271	10,803,978
Midland Kings Daughters Home of Michigan	27,568,633	1,847,614
Midland Community Center	27,538,997	5,787,639
Peckham Vocational Industries	18,525,856	26,599,463
Michigan Capital Fund for Housing Nonprofit Housing Corporation	18,232,167	1,485,121
Burcham Hills Retirement Center II	17,899,056	14,365,399
Clinton Area Care Center	14,361,942	8,268,985
BGC-II Nonprofit Housing Corporation	10,367,962	1,895,002
West Midland Family Center	9,966,400	1,287,744

SOURCES: National Center for Charitable Statistics; Public Sector Consultants Inc.

- One-third of reporting public charities in central Michigan are human services organizations. They account for 14.6 percent of the expenditures of these organizations.
- The Central Region contains 2.8 human services organizations per 10,000 people, third lowest in the state. Human services expenditures are \$306 per capita, fourth highest in the state.
- The largest human services organization in the Central Region (in terms of assets) is the Michigan Masonic Home, also the seventh largest reporting public charity in the region overall, with almost \$158 million in assets and \$147 million in revenue. The Michigan Masonic Home receives 95 percent of its revenue from program services.
- The second largest human services organization in central Michigan, with \$124 million in assets, is the Michigan Masonic Home Charitable Foundation, also the eighth largest reporting public charity in the region.

## EDUCATION

### EXHIBIT 47

#### Top Ten Central Region Education Reporting Public Charities, Assets and Expenditures, 2001

Charity	Assets	Expenditures
Michigan State University Foundation	\$289,688,890	\$20,050,352
Alma College	180,204,984	36,665,201
Northwood University	121,143,306	60,284,149
Thomas M. Cooley Law School	92,366,567	29,868,813
Olivet College	37,535,822	17,829,278
Detroit College of Law	33,846,937	12,842,328
Michigan Virtual University	21,107,121	6,667,286
Lansing Christian School	16,675,289	2,164,028
Baker College of Owosso	13,248,082	8,505,100
Detroit College of Law Foundation	9,203,868	324,018

SOURCES: National Center for Charitable Statistics; Public Sector Consultants Inc.

- Education organizations represent 17.5 percent of reporting public charities in central Michigan, the highest percentage among the regions. They represent approximately 14 percent of expenditures.
- Education organizations are relatively abundant in the Central Region, at 1.4 per 10,000 people—the second highest rate in the state. Education expenditures, too, are second highest in the state at \$295 per capita.
- The second largest public charity in the Central Region, ranked by assets, is the Michigan State University Foundation. It is also the largest education organization, with almost \$290 million in assets and \$64 million in revenue. It receives 45 percent of its revenue from public support.
- Alma College is the fifth largest public charity in the region and the second largest education organization, with more than \$180 million in assets. Alma receives nearly three-fourths of its revenue from program services.
- Four of the top ten central Michigan public charities are education organizations, including Northwood University and the Thomas M. Cooley Law School, with assets topping \$121 million and \$92 million, respectively.

## ARTS AND HUMANITIES

### EXHIBIT 48

#### Top Ten Central Region Arts and Humanities Reporting Public Charities, Assets and Expenditures, 2001

Charity	Assets	Expenditures
Midland Center for the Arts	\$80,201,309	\$6,997,593
State News (Michigan State University)	4,496,490	2,436,336
Impression 5 Science Center	2,065,611	711,956
Grand Ledge Opera House Authority	1,019,156	159,811
Arts Council of Greater Lansing	743,429	592,872
Community Circle Players	719,963	163,804
Lansing Symphony Association	655,197	785,247
Michigan State Chamber Foundation	517,378	570,604
Michigan Historical Center Foundation	446,770	249,417
Art Reach of Mid Michigan	443,323	162,428

SOURCES: National Center for Charitable Statistics; Public Sector Consultants Inc.

- Arts and humanities organizations in the Central Region comprise approximately 6 percent of reporting public charities, the lowest percentage regionally, and less than 1 percent of expenditures of these organizations, also the lowest percentage among the regions.
- Arts and humanities organizations number only 0.5 per 10,000 people in the Central Region, the lowest concentration in the state. Arts expenditures are second lowest in the state, in both total amount and per capita rate (\$20).
- The Midland Center for the Arts is the largest arts and humanities organization in Central Michigan, with more than \$80 million in assets and \$12 million in revenue. It receives 28 percent of its revenue from public support and 6 percent from program services.
- The second largest arts and humanities organization, in terms of assets, is the *State News*, with almost \$5 million in assets.
- Other arts organizations, such as the Impression 5 Science Center and the Grand Ledge Opera House Authority, cover a wide range of interests.

# THUMB

## OVERVIEW

---

### EXHIBIT 49

#### Thumb Region, Overview of Reporting Public Charities, by Expenditures, 2001

---

	Organizations	Expenditures	Expenditures per capita
Health services	125	\$2,032,388,646	\$1,745
Human services	270	315,140,904	271
Education	72	133,573,396	115
Arts and humanities	55	25,871,680	22
<b>Regional total</b>	<b>685</b>	<b>\$2,562,789,971</b>	<b>\$2,201</b>

SOURCES: National Center for Charitable Statistics; Public Sector Consultants Inc.

---

- Michigan's Thumb Region contains 685 reporting public charities. These include 270 human services organizations and 125 health services organizations; 72 are education related, and 55 are devoted to the arts and humanities.
- Total nonprofit expenditures in the Thumb top \$2.5 billion, third highest among the regions.
- Per capita expenditures are also third highest in the Thumb Region, at \$2,201, but the Thumb hosts the smallest number of reporting nonprofit public charities per 10,000 at 5.9.
- On average, the top ten public charities in the Thumb receive 92 percent of their revenue from program services and only 2 percent from public support.

## HEALTH SERVICES

### EXHIBIT 50

#### Top Ten Thumb Region Health Services Reporting Public Charities, Assets and Expenditures, 2001

Charity	Assets	Expenditures
Genesys Regional Medical Center	\$417,507,140	\$503,390,887
St. Mary's Medical Center of Saginaw	305,188,633	173,927,792
Covenant Medical Center	304,857,257	288,869,808
McLaren Regional Medical Center	285,736,433	206,410,224
Mott Children's Health Center	268,022,104	16,091,554
Bay Medical Center	121,739,291	146,624,750
McLaren Health Care Corporation	120,850,774	28,457,758
Port Huron Hospital	82,927,908	163,178,258
Lapeer Regional Hospital	59,774,130	49,291,529
McLaren Medical Management	43,112,883	54,569,016

SOURCES: National Center for Charitable Statistics; Public Sector Consultants Inc.

- The Thumb devotes the largest percentage of nonprofit expenditures to health care of any region, almost 80 percent. The region also hosts the largest percentage of health services organizations, more than 18 percent of its reporting nonprofits.
- Per capita expenditures on health care in the Thumb are second highest in the state, at \$1,745. However, the number of health organizations per 10,000 people is relatively small (1.1), indicating that health organizations in the Thumb are larger than the state average.
- The largest health organization in the Thumb, in terms of assets, is Genesys Regional Medical Center, with assets of more than \$417 million and \$509 million in revenue. It receives 97 percent of its revenue from program services. Genesys is also the region's largest public charity overall.
- All of the five largest public charities in the Thumb Region are health services organizations. St. Mary's Medical Center of Saginaw, Covenant Medical Center, McLaren Regional Medical Center, and Mott Children's Health Center rank second to fifth, respectively.

## HUMAN SERVICES

### EXHIBIT 51

#### Top Ten Thumb Region Human Services Reporting Public Charities, Assets and Expenditures, 2001

Charity	Assets	Expenditures
Lutheran Homes of Michigan	\$20,453,743	\$16,543,956
Community Home Health and Hospice	10,615,472	1,199,224
Lutheran Child & Family Service of Michigan	9,521,870	14,093,532
Flint Neighborhood Improvement & Preservation Project	8,205,809	994,496
Young Men's Christian Association of Flint	8,194,164	3,290,585
Saginaw County Community Action Committee	6,616,627	7,641,913
Career Alliance	6,109,078	14,476,179
Young Men's Christian Association of Saginaw	5,586,549	2,306,212
St. Dunstan's Extended Care Facility Nonprofit Housing Corporation	5,502,329	491,772
Save a Family Plan	5,321,999	4,782,572

SOURCES: National Center for Charitable Statistics; Public Sector Consultants Inc.

- Human services organizations represent approximately 39 percent of reporting public charities in the Thumb and 12 percent of expenditures.
- The Thumb has the second fewest number of human services organizations per 10,000 people, 2.3. The Thumb also has relatively low human services expenditures per capita (\$271), the third lowest rate in the state.
- The largest human services organization is Lutheran Homes of Michigan, with more than \$20 million in assets and \$16 million in revenue. It receives nearly all of its revenue from program services.
- Community Home Health and Hospice is the second largest human services organization, holding \$10.6 million in assets.

## EDUCATION

### EXHIBIT 52

#### Top Ten Thumb Region Education Reporting Public Charities, Assets and Expenditures, 2001

Charity	Assets	Expenditures
Kettering University	\$132,711,845	\$48,136,367
Saginaw Valley State University Foundation	25,033,367	2,153,950
Jewell Educational Fund	20,623,855	764,376
Baker College of Flint	20,466,883	17,584,218
Baker College of Mt. Clemens	14,809,307	6,988,770
Baker College of Auburn Hills	9,441,978	5,412,478
Baker College of Eastern Michigan	8,453,108	4,611,512
Baker College of Jackson	7,717,046	4,027,879
Baker College Center for Graduate Studies	6,058,579	9,837,040
Whaley Memorial Foundation	5,778,887	5,075,941

SOURCES: National Center for Charitable Statistics; Public Sector Consultants Inc.

- Education organizations comprise 10.5 percent of the Thumb's reporting public charities, but only 5.2 percent of its spending.
- The Thumb has the lowest number of education organizations per 10,000 people in the state (0.6). Its education expenditures per capita, \$115, are third lowest in the state.
- Kettering University is the largest education organization in the Thumb and the sixth largest public charity in the region, with almost \$133 million in assets and \$460 million in revenue. Kettering receives two-thirds of its revenue from program services and one-fourth from public support.
- The second largest education organization is the Saginaw Valley State University Foundation, with more than \$25 million in assets.
- The Thumb Region is also home to the Baker College system, which has several campuses in southeastern Michigan.

## ARTS AND HUMANITIES

### EXHIBIT 53

#### Top Ten Thumb Region Arts and Humanities Reporting Public Charities, Assets and Expenditures, 2001

Charity	Assets	Expenditures
Flint Institute of Arts	\$18,432,441	\$2,018,157
Flint Cultural Center Corporation	17,436,126	7,929,169
Flint Institute of Music	8,905,490	3,087,938
Saginaw Art Museum Trust	5,456,778	505,767
St. Francis Home	2,708,974	4,344,472
Carriage Town Ministries	2,407,531	1,246,159
Bay County Historical Society	1,810,127	460,398
Frankenmuth Historical Association	1,801,451	334,875
Port Huron Museum of Arts & History	1,754,945	343,632
Studio 23	1,336,215	154,165

SOURCES: National Center for Charitable Statistics; Public Sector Consultants Inc.

- Arts and humanities organizations in the Thumb represent about 8 percent of reporting public charities and less than 1 percent of expenditures.
- The Thumb has just under 0.5 arts organizations per 10,000 people, the lowest rate in the state. Arts expenditures are also relatively low at \$22 per capita, the third lowest rate statewide.
- The largest arts organization in the Thumb is the Flint Institute of Arts, with \$18.4 million in assets and \$3.8 million in revenue. It receives nearly half of its revenue from public support and 3 percent from program services.
- The Flint Cultural Center Corporation is the region's second largest arts organization, with \$17.4 million in assets.

# NORTHERN LOWER

## OVERVIEW

---

### EXHIBIT 54

#### Northern Lower Region, Overview of Reporting Public Charities, by Expenditures, 2001

---

	Organizations	Expenditures	Expenditures per capita
Health services	78	\$705,885,825	\$964
Human services	243	170,071,127	232
Education	54	21,557,983	29
Arts and humanities	55	36,929,527	50
<b>Regional total</b>	<b>606</b>	<b>\$988,565,015</b>	<b>\$1,350</b>

SOURCES: National Center for Charitable Statistics; Public Sector Consultants Inc.

---

- The Northern Lower Region houses 606 reporting public charities. Among these, 243 provide human services and 78 provide health services; 55 are devoted to the arts and humanities, and 54 are education organizations.
- The concentration of reporting nonprofit organizations in northern lower Michigan is 8.3 per 10,000 people, fourth highest in the state.
- Total expenditures for reporting public charities in the Northern Lower Region are more than \$988 million, second lowest among the regions. At \$1,350, per capita expenditures are the lowest in the state.
- The ten largest public charities in northern Michigan (in terms of assets) receive 86 percent of their revenue from program revenues and 4 percent from public support.

## HEALTH SERVICES

### EXHIBIT 55

#### Top Ten Northern Lower Region Health Services Reporting Public Charities, Assets and Expenditures, 2001

Charity	Assets	Expenditures
Munson Medical Center	\$307,194,289	\$217,917,689
Northern Michigan Hospitals	82,300,231	103,578,195
Memorial Medical Center of West Michigan	43,893,835	30,635,539
St. Joseph Health System	35,501,357	52,824,922
Mecosta County General Hospital	30,986,557	23,506,869
Northern Michigan Hospital Foundation	30,195,330	2,414,539
Gerber Memorial Hospital	28,481,425	28,295,739
MidMichigan Medical Center—Clare	22,340,433	21,812,150
Community Memorial Hospital	21,837,564	26,523,359
Otsego Memorial Hospital	21,144,335	27,691,628

SOURCES: National Center for Charitable Statistics; Public Sector Consultants Inc.

- Health services organizations comprise nearly 13 percent of reporting public charities in the region and more than 71 percent of expenditures.
- The Northern Lower Region, along with 2 other regions, has the second lowest rate of health organizations per 10,000 people, with only 1.1. Total health expenditures rank third lowest among the regions, while per capita spending is second lowest at \$964.
- The largest health care organization in northern Michigan is Munson Medical Center, with over \$307 million in assets and \$240 million in revenue. Munson receives 88 percent of its revenue from program services.
- Three of the top five public charities in the Northern Lower Region (in terms of assets) are health services organizations, including Munson Medical Center, Northern Michigan Hospitals, and Memorial Medical Center of West Michigan.

## HUMAN SERVICES

### EXHIBIT 56

#### Top Ten Northern Lower Region Human Services Reporting Public Charities, Assets and Expenditures, 2001

Charity	Assets	Expenditures
Spring Hill Camps	\$17,839,121	\$6,787,960
Fremont Area Elderly Needs Fund	10,592,461	716,890
Healthshare	7,966,020	20,921,842
Northeast Michigan Community Service Agency	6,516,607	26,530,844
Involved Citizens Enterprises	5,973,194	1,268,768
Mid Michigan Community Action Agency	5,457,986	7,418,726
State Young Men's Christian Association of Michigan	4,478,065	2,233,749
Lake Ann Baptist Camp	3,607,386	1,460,950
Five Cap	3,254,841	4,201,983
Camp Leelanau & Kohahna Foundation	2,974,282	1,123,656

SOURCES: National Center for Charitable Statistics; Public Sector Consultants Inc.

- Human services organizations in northern lower Michigan represent 40 percent of public charities—the largest regional percentage—and 17 percent of expenditures.
- The Northern Lower Region has the second highest prevalence of reporting human services organizations, at 3.3 per 10,000 people. However, per capita human services expenditures in the Northern Lower Region are the lowest in Michigan at \$232, indicating that human services organizations in northern Michigan are smaller than the state average.
- The largest human services organization in northern Michigan (in terms of assets) is Spring Hill Camps, with almost \$18 million in assets and \$8.7 million in revenue. Spring Hill receives two-thirds of its revenue from program services and approximately one-third from public support.
- The Fremont Area Elderly Needs Fund is the second largest human services organization, with \$10.6 million in assets.

## EDUCATION

### EXHIBIT 57

#### Top Ten Northern Lower Region Education Reporting Public Charities, Assets and Expenditures, 2001

Charity	Assets	Expenditures
Northwestern Michigan College Foundation	\$16,473,875	\$1,471,235
Eagle Village	6,609,873	6,810,591
Traverse City Christian School Association	4,502,871	1,135,785
Alpena Community College Student Aid Foundation	4,391,665	463,583
North Central Michigan College Foundation	3,223,954	91,577
Fremont Society for Christian Instruction and Education	3,009,808	702,115
Northern Michigan Christian School Association	2,730,432	1,748,373
Leelanau Center for Education	2,634,432	2,336,324
Grand Traverse Educational Foundation	1,790,665	72,635
West Shore Community College Foundation	1,789,525	84,439

SOURCES: National Center for Charitable Statistics; Public Sector Consultants Inc.

- Education organizations comprise just under 9 percent of public charities in northern lower Michigan, the lowest percentage among the regions, and approximately 2 percent of expenditures, also the lowest percentage statewide.
- Education spending is lowest in the Northern Lower Region both in terms of total amount, \$21.5 million, and per capita spending, \$29. The number of education organizations per 10,000 people (0.7) is the second lowest in the state.
- The Northwestern Michigan College Foundation is the largest education organization in the Northern Lower Region (in terms of assets), with \$16.5 million in assets and \$3 million in revenue. It receives one-fourth of its revenue from public support.
- The second largest education organization is Eagle Village, with \$6.6 million in assets.

## ARTS AND HUMANITIES

### EXHIBIT 58

#### Top Ten Northern Lower Region Arts and Humanities Reporting Public Charities, Assets and Expenditures, 2001

Charity	Assets	Expenditures
Interlochen Center for the Arts	\$63,908,909	\$29,406,564
Crooked Tree Arts Council	3,422,749	719,218
City Opera House Heritage Association	2,812,503	164,729
State Theatre Group	1,782,266	255,221
Wheatland Music Organization	970,115	495,231
Music House	925,775	155,505
Old Town Playhouse	898,362	391,956
Mason County Historical Society	837,614	136,126
Benzie Area Historical Society	675,480	65,225
Good News Media	604,805	363,661

SOURCES: National Center for Charitable Statistics; Public Sector Consultants Inc.

- Northern lower Michigan arts and humanities organizations comprise 9.1 percent of public charities and 3.7 percent of expenditures, the highest percentage among the regions.
- Arts and humanities expenditures in northern lower Michigan are the highest per capita (\$50). Total arts expenditures are the third highest in the state at nearly \$37 million.
- Arts organizations are concentrated at 0.8 per 10,000 people, the third highest rate in the state.
- The largest arts organization in northern lower Michigan is the Interlochen Center for the Arts, also the fourth largest public charity in the region overall, with almost \$64 million in assets—about \$61 million more than the next largest organization—and \$29 million in revenue. Interlochen receives about three-fourths of its revenue from program services and nearly one-fourth from public support.
- Crooked Tree Arts Council is the second largest arts organization, holding \$3.4 million in assets.

## UPPER PENINSULA

### OVERVIEW

---

#### EXHIBIT 59

#### Upper Peninsula, Overview of Reporting Public Charities, by Expenditures, 2001

---

	Organizations	Expenditures	Expenditures per capita
Health services	43	\$346,438,909	\$1,091
Human services	109	76,778,001	242
Education	34	29,321,617	92
Arts and humanities	33	4,997,571	16
<b>Regional total</b>	<b>289</b>	<b>\$470,791,084</b>	<b>\$1,482</b>

SOURCES: National Center for Charitable Statistics; Public Sector Consultants Inc.

---

- Michigan's Upper Peninsula houses 289 reporting public charities, including 109 human services organizations, 43 health services organizations, 34 education organizations, and 33 arts and humanities organizations.
- The Upper Peninsula reports the lowest overall nonprofit spending in the state, \$470.8 million.
- The U. P. hosts the largest number of reporting public charities per 10,000 people, with 9.1. Expenditures per capita, however, are only \$1,482, the second lowest regional expenditure rate, indicating that nonprofit organizations in the Upper Peninsula are smaller than the state average.
- The top ten Upper Peninsula public charities receive 85 percent of their revenue from program services and 10 percent from public support.

## HEALTH SERVICES

### EXHIBIT 60

#### Top Ten Upper Peninsula Health Services Reporting Public Charities, Assets and Expenditures, 2001

Charity	Assets	Expenditures
Marquette General Hospital	\$203,119,638	\$171,999,957
Portage Health System	52,220,934	28,061,140
Chippewa County War Memorial Hospital	32,035,815	34,335,697
Grand View Health System	25,316,344	17,182,313
Bell Memorial Hospital	20,640,474	17,360,624
Keweenaw Memorial Medical Center	20,088,422	18,820,049
Iron County Community Hospitals	10,472,529	18,009,777
Bishop Noa Home for Senior Citizens	7,029,136	4,692,946
Munising Memorial Hospital Association	5,662,965	4,806,693
Bay Cliff Health Camp	3,984,101	902,829

SOURCES: National Center for Charitable Statistics; Public Sector Consultants Inc.

- Health services organizations comprise just under 15 percent of reporting public charities in the region and nearly three-fourths of expenditures.
- Health services organizations are concentrated in the Upper Peninsula at a rate of 1.4 per 10,000 people, the highest rate in the state, and the same rate as in the central region.
- Per capita expenditures for health services, however, are only \$1,091, the third lowest rate in the state, indicating that health services organizations in the Upper Peninsula are smaller than the state average.
- Marquette General Hospital is the largest health organization in the Upper Peninsula (in terms of assets). It is also the largest public charity in the region, with more than \$203 million in assets and \$185 million in revenue. The hospital receives 96 percent of its revenue from program services.
- Four of the top five public charities in the Upper Peninsula are health services organizations.

## HUMAN SERVICES

### EXHIBIT 61

#### Top Ten Upper Peninsula Human Services Reporting Public Charities, Assets and Expenditures, 2001

Charity	Assets	Expenditures
Trico Opportunities	\$8,056,985	\$4,046,926
Inter-Tribal Council of Michigan	5,672,775	10,271,416
Good Will Farm Association	4,016,288	798,099
YMCA of Marquette County	3,741,048	725,728
Upper Peninsula Commission for Area Progress Services	3,555,877	15,285,064
Rice Memorial Clinic Foundation	3,093,898	177,814
Northern Transitions	1,979,331	2,576,339
Michigan Interfaith Housing Corporation	1,655,966	345,292
Human Resources Authority	1,436,922	4,591,360
Laurium Elders Still Waters Community Elders Home	1,378,273	900,694

SOURCES: National Center for Charitable Statistics; Public Sector Consultants Inc.

- Human services organizations represent nearly 38 percent of reporting public charities and 16 percent of expenditures in the Upper Peninsula.
- The Upper Peninsula has the largest number of human services organizations per 10,000 people of any region, with 3.4. However, human services expenditures per capita are the second lowest regional rate (\$242), again indicating that the nonprofit human services organizations in the Upper Peninsula are smaller on average than those in the rest of Michigan.
- The largest human services organization in the U. P. is Trico Opportunities, with more than \$8 million in assets and \$4.8 million in revenue. Trico Opportunities receives 86 percent of its program revenues from program services.
- The Inter-Tribal Council of Michigan is the second largest human services organization, with \$5.7 million in assets.

## EDUCATION

### EXHIBIT 62

#### Top Ten Upper Peninsula Education Reporting Public Charities, Assets and Expenditures, 2001

Charity	Assets	Expenditures
Michigan Tech Fund	\$86,934,593	\$3,783,580
Finlandia University	18,381,813	8,214,181
Northern Michigan University Development Fund	18,303,745	5,290,055
Bay de Noc Community College Foundation	3,877,386	234,052
Lake Superior State University Foundation	3,717,851	924,739
Chippewa-Luce-Mackinac Community Action Human Resource Authority	2,688,069	5,119,710
Iron Mountain Public School Scholarship Foundation	1,649,699	79,463
Upper Peninsula Health Education Corporation	1,212,626	1,054,587
Menominee Catholic Education Fund	1,179,583	28,360
John Wesley-James Jones Memorial Foundation	789,727	36,808

SOURCES: National Center for Charitable Statistics; Public Sector Consultants Inc.

- Education organizations represent nearly 12 percent of public charities in the region and approximately 6 percent of expenditures.
- At \$29.3 million, reporting education public charities in the U. P. provide the second lowest expenditures on education; the region's per capita education spending of \$92 is also second lowest statewide.
- The concentration of education organizations in the Upper Peninsula is 1.1 organizations per 10,000 people, the fourth highest rate in the state.
- The Michigan Tech Fund is the largest education organization in the Upper Peninsula in terms of assets, and the second largest public charity in the region, with almost \$87 million in assets and \$37 million in revenue. It receives 85 percent of its revenue from public support.
- The second largest education organization is Finlandia University, also the eighth largest public charity in the Upper Peninsula, with \$18.4 million in assets.

## ARTS AND HUMANITIES

### EXHIBIT 63

#### Top Ten Upper Peninsula Arts and Humanities Reporting Public Charities, Assets and Expenditures, 2001

Charity	Assets	Expenditures
Great Lakes Shipwreck Historical Society	\$2,985,479	\$1,126,401
Marquette County Historical Society	1,805,339	172,713
U. S. National Ski Hall of Fame	1,345,873	138,692
Le Sault de Sainte Marie Historical Sites	1,259,421	456,618
Quincy Mine Hoist Association	1,070,613	194,703
Upper Peninsula Children's Museum	990,115	348,793
Menominee Range Historical Foundation	764,371	59,800
Iron County Historical and Museum Society	706,500	83,448
William Bonifas Fine Arts Center	693,600	238,377
Ironwood Theatre	629,714	159,226

SOURCES: National Center for Charitable Statistics; Public Sector Consultants Inc.

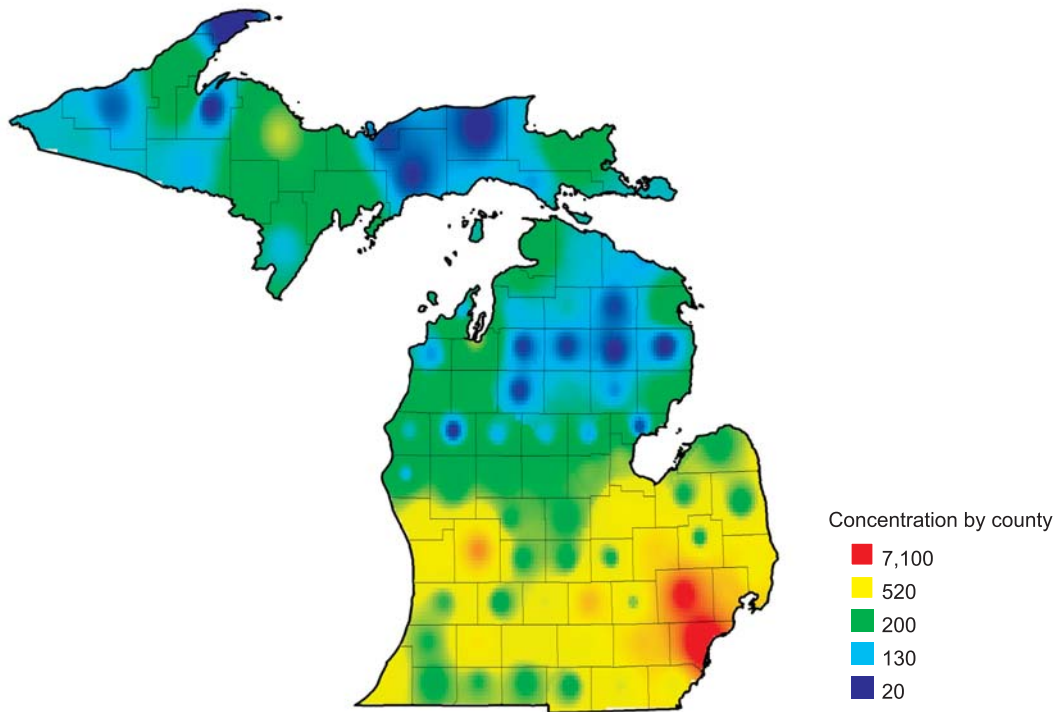
- The Upper Peninsula arts and humanities organizations represent just over 11 percent of all reporting public charities, the largest percentage among the regions. However, expenditures for the arts are only about 1 percent of spending by these organizations.
- The Upper Peninsula hosts the highest concentration of arts and humanities organizations per 10,000 people in the state (1.0) but the lowest per capita arts spending (\$16), again indicating that Upper Peninsula organizations are smaller than the state average.
- The largest U. P. arts organization (in terms of assets) is the Great Lakes Shipwreck Historical Society, with nearly \$3 million in assets and almost \$1 million in revenue. It receives about half of its revenue from program services and approximately one-fourth from public support.
- The Marquette County Historical Society is the second largest arts organization in the Upper Peninsula, with \$1.8 million in assets.
- Other large Upper Peninsula arts organizations include the U.S. National Ski Hall of Fame, Le Sault de Sainte Marie Historical Sites, and the Quincy Mine Hoist Association, ranking third through fifth, respectively.



*Statewide Distribution of Organizations*

**EXHIBIT 64**

Michigan Nonprofit Organizations, by County



SOURCE: Public Sector Consultants Inc.  
NOTE: Scales are derived by quintiles of data.

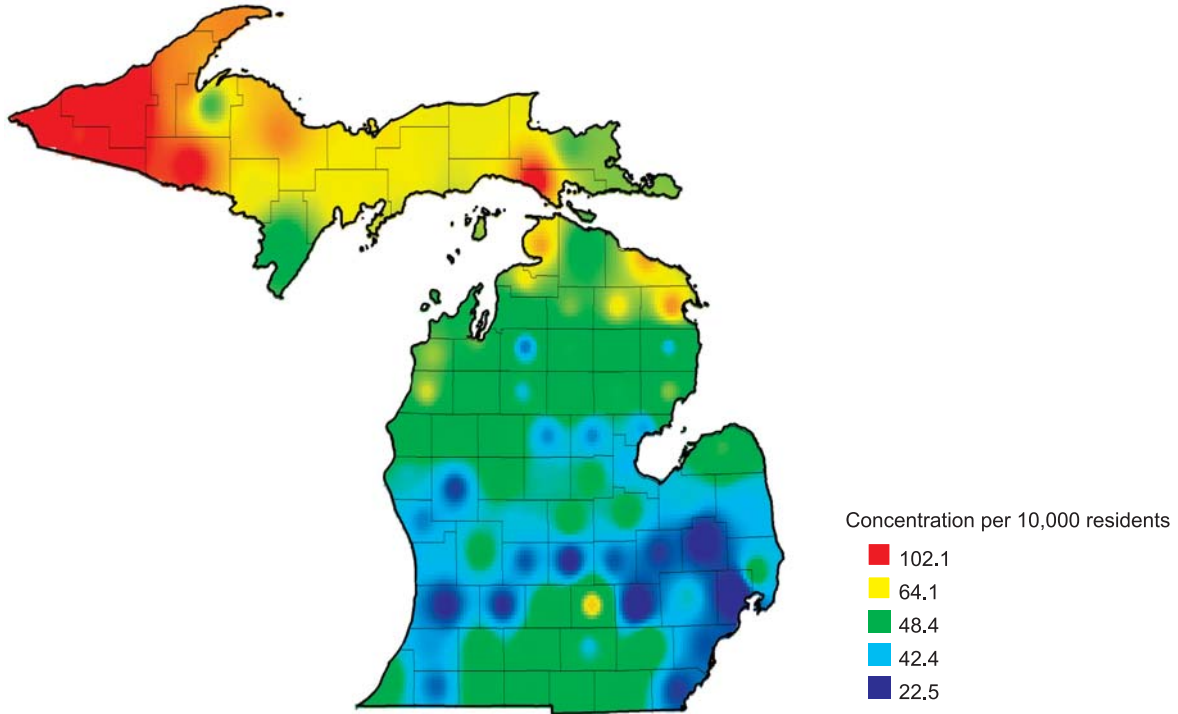
\*Color version of maps available at [www.mnaonline.org](http://www.mnaonline.org).

---

## EXHIBIT 65

### Michigan Nonprofit Organizations, per 10,000 Residents

---



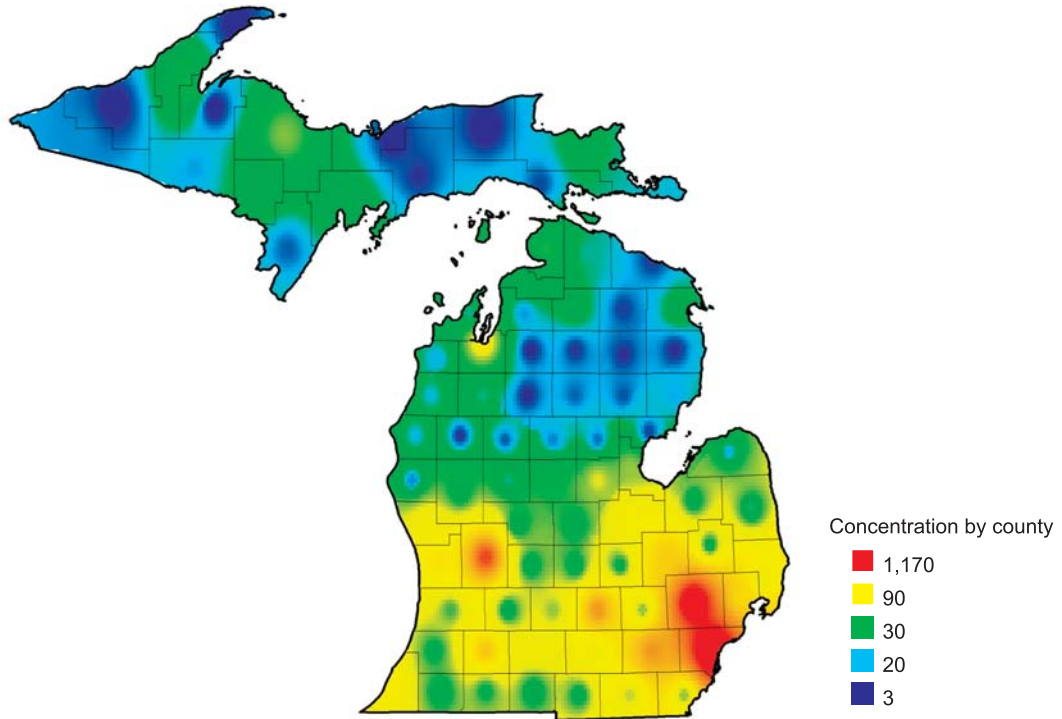
SOURCE: Public Sector Consultants Inc.  
NOTE: Scales are derived by quintiles of data.

---

---

**EXHIBIT 66**  
Michigan Reporting Public Charities, by County

---



SOURCE: Public Sector Consultants Inc.  
NOTE: Scales are derived by quintiles of data.

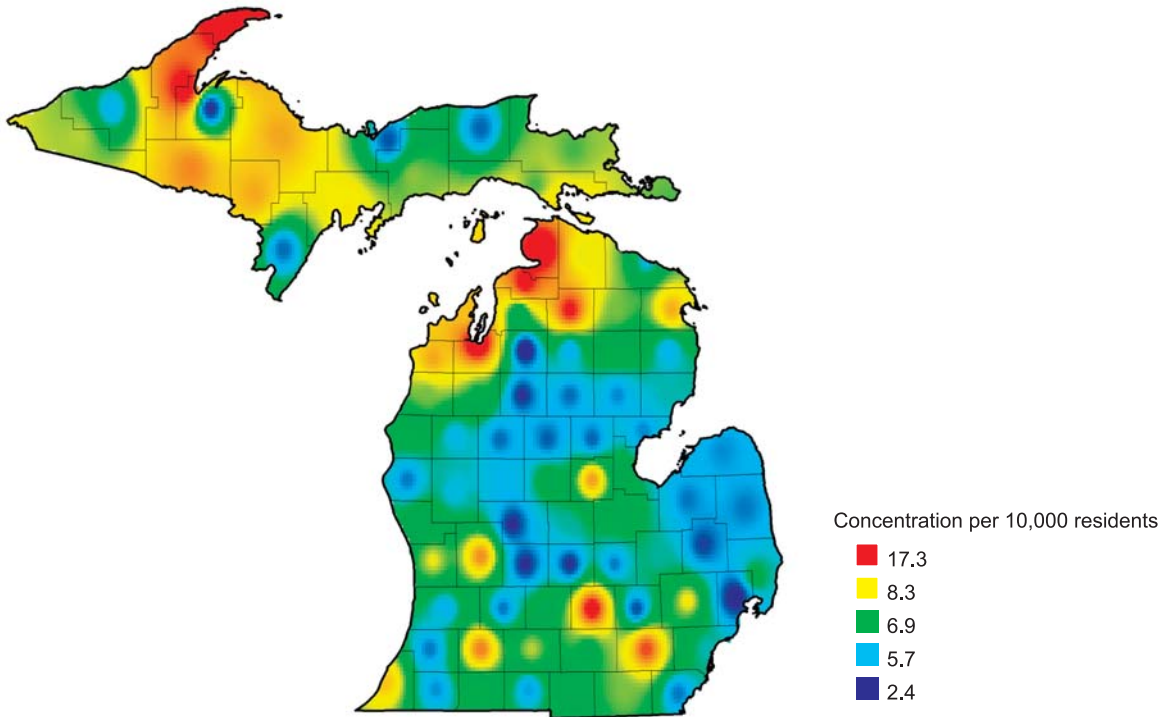
---

---

## EXHIBIT 67

### Michigan Reporting Public Charities, per 10,000 Residents

---



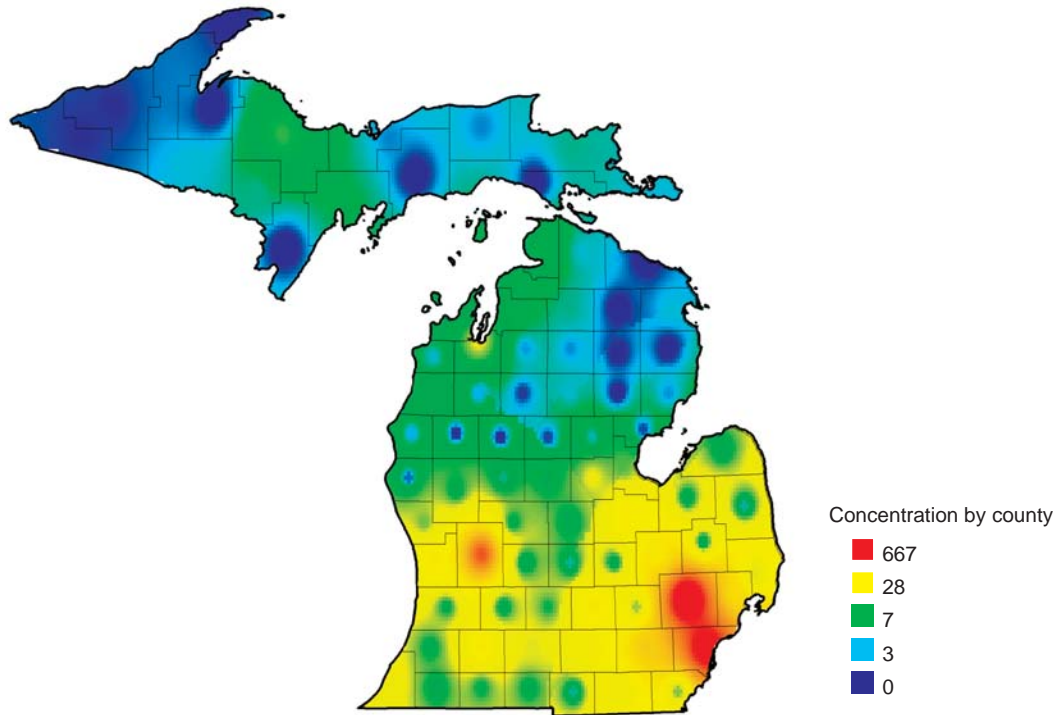
SOURCE: Public Sector Consultants Inc.  
NOTE: Scales are derived by quintiles of data.

---

---

**EXHIBIT 68**  
Michigan Reporting Private Foundations, by County

---



SOURCE: Public Sector Consultants Inc.  
NOTE: Scales are derived by quintiles of data.

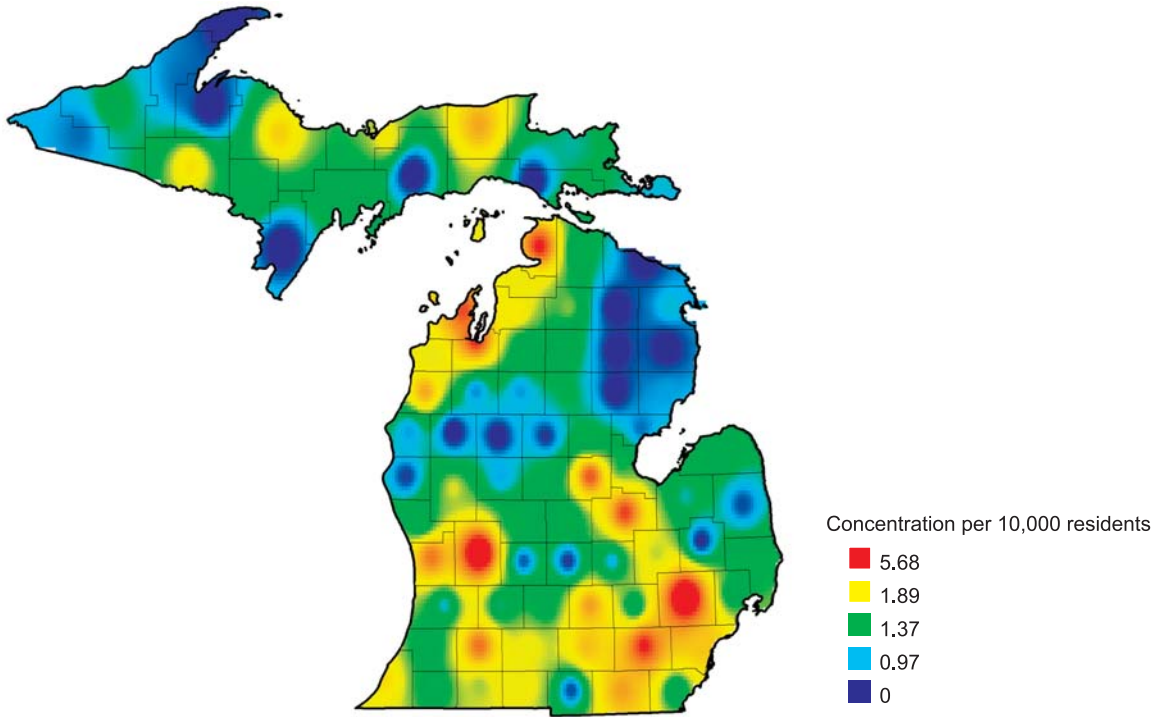
---

---

## EXHIBIT 69

### Michigan Reporting Private Foundations, per 10,000 Residents

---



SOURCE: Public Sector Consultants Inc.  
NOTE: Scales are derived by quintiles of data.

---